











Staff Survey Results

Response Summary

Total Started Survey: 16
Total Completed Survey: 16 (100%)

1. The TWID rotations were			
		Response Percent	Response Count
very successful		87.5%	14
successful		12.5%	2
mildly successful		0.0%	0
not successful		0.0%	0
<i>answered question</i>			16
<i>skipped question</i>			0
2. Information was made available to me			
		Response Percent	Response Count
early		13.3%	2
ontime		46.7%	7
just in time		40.0%	6
too late		0.0%	0
<i>answered question</i>			15
<i>skipped question</i>			1
3. I need more information about any/all of the following			
		Response Percent	Response Count
timetable		33.3%	2
location of activities		66.7%	4
details about activities		83.3%	5
parent lunch		0.0%	0
resources		0.0%	0

support staff		16.7%	1
movement information		33.3%	2
		answered question	6
		skipped question	10

4. Would you choose this format for a similar event again

	Response Percent	Response Count	
Yes		93.3%	14
Maybe		6.7%	1
No		0.0%	0
Absolutely not		0.0%	0
		Other	0
		answered question	15
		skipped question	1

5. I would like to see us improve the day by:


	Response Count	
 view	11	
answered question		11
skipped question		5

6. The most successful aspect of the day was


	Response Count	
 view	13	
answered question		13
skipped question		3

7. A suggestion for next year is

	Response Count

	 view	13
	<i>answered question</i>	13
	<i>skipped question</i>	3

8. Anything else you would like to share

		Response Count
	 view	10
	<i>answered question</i>	10
	<i>skipped question</i>	6